



MEMORANDUM

Date	January 3, 2025
To	Veterinary Medical Board (Board)
From	Matt McKinney Deputy Executive Officer
Subject	Agenda Item 24.B. Examination/Licensing Report

EXAMINATION UPDATES

International Council for Veterinary Assessment (ICVA) News

Academic Veterinary Assessment Committee (AVAC) – Call for Nominations [October 15, 2024](#)

The AVAC identifies existing assessment and measurement resources within academic veterinary medicine, identifies areas of opportunity where the ICVA can support veterinary education, facilitates best practices for assessment across veterinary educational programs, and provides granting opportunities in veterinary assessment to support best practices. The AVAC invited those who are passionate about assessment and interested in joining like-minded individuals to submit a letter of intent and CV to [Jeanne Blasewitz](#) by December 6, 2024.

A copy of the [Nomination Letter](#) from Kristin P. Chaney, DVM, DACVIM, DACVEC was provided.

Holiday Closures [December 19, 2024](#)

The ICVA announced its office would be closed the week of December 23-27, 2024, and on January 1, 2025. During the closure, the North American Veterinary Licensing Examination Candidate Dashboard was not updated.

American Association of Veterinary State Boards (AAVSB) Announcements

2025 Call for Nominations [December 19, 2024](#)

The AAVSB is accepting nomination applications for elected leadership through May 22, 2025. Along with a link to the [Nomination Application](#), the AAVSB provided contact information for Nancy Grittman, AAVSB Staff for the Nominating Committee to direct questions or confirm nominations.

The following positions are open for nominations:

- **President-Elect (1 position with a 3-year term)**

- **Director (3 positions with 2-year terms)**
- **Nominating Committee Member (1 position with a 2-year term)**
- **ICVA Representative (1 Licensed Veterinarian Position with a 3-year term)**

Voting on the candidates will take place at the 2025 AAVSB Annual Meeting & Conference in Cincinnati, OH during the Delegate Assembly portions on September 19-20, 2025.

LICENSING UPDATES

Board Applications Received

Comparing Board applications received through Quarter 2 (Q2) Fiscal Year (FY) 23/24 to Q2 FY 24/25, there was a decrease from 2,115 to 1,988. The breakdown of each license type is as follows:

- Veterinarian applications received increased (272 to 294)
- Registered Veterinary Technician (RVT) applications received decreased (587 to 499)
- Veterinary Assistant Controlled Substance Permits (VACSP) applications received decreased (1,090 to 1,042)
- Veterinary Premises (HSP) applications received decreased (177 to 145)
- University Veterinarian applications received decreased (21 to 8)

Licenses, Registrations, and Permits Issued

Board licenses, registrations, and permits issued saw an increase from 1,795 to 1,805 when comparing data through Q2 FY 23/24 to Q2 FY 24/25. The breakdown of each license type is as follows:

- Veterinarian licenses issued increased (301 to 321)
- RVT registrations issued increased (413 to 430)
- VACSPs issued decreased (907 to 906)
- HSP registrations issued decreased (157 to 133)
- University Veterinarian licenses issued decreased (17 to 15)

Applications Pending

Overall, Board pending applications decreased from 905 to 806 when comparing Q2 FY 23/24 to Q2 FY 24/25. The breakdown of each license type is as follows:

- Veterinarian pending applications increased (168 to 195)
- RVT pending applications decreased (265 to 159)
- VACSP pending applications decreased (436 to 398)
- HSP pending applications increased (29 to 51)
- University Veterinarian pending applications decreased (7 to 3)

Licensing Population

The Board's license population increased from 45,199 to 47,076 when comparing the license population from Q2 FY 23/24 to Q2 FY 24/25. The breakdown of each license type is as follows:

- Veterinarian licenses increased (16,420 to 16,677)
- RVT registrations increased (11,425 to 11,826)
- VACSPs increased (12,615 to 13,706)
- HSP registrations increased (4,505 to 4,609)
- University Veterinarian licenses increased (236 to 258)

Servicemembers Civil Relief Act (SCRA) Recognized Licenses, Registrations, and Permits

California implemented recognition of the federal SCRA via [Senate Bill \(SB\) 143](#), which went into effect September 13, 2023. SB 143 requires California to recognize out-of-state licenses, registrations, and permits issued to members of the U.S. Armed Forces and their spouses for the same license type(s) issued within the state. Since its implementation, the Board has received five applications and recognized one out-of-state veterinarian and one out-of-state RVT.

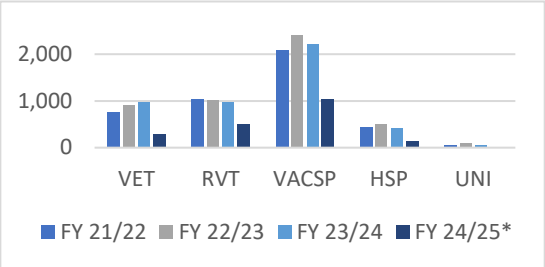
ATTACHMENTS

1. Licensing Statistics

Licensing Statistics

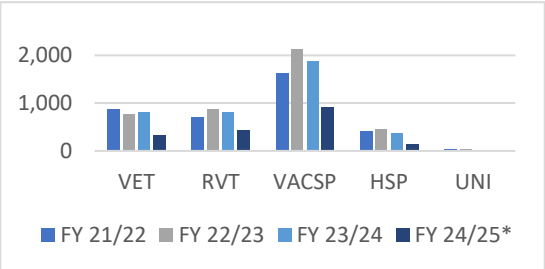
Applications Received

	FY 21/22	FY 22/23	FY 23/24	FY 24/25*
VET	754	903	984	294
RVT	1,045	1,017	968	499
VACSP	2,092	2,418	2,221	1,042
HSP	444	507	423	145
UNI	56	94	43	8
Total	4,391	4,939	4,639	1,988



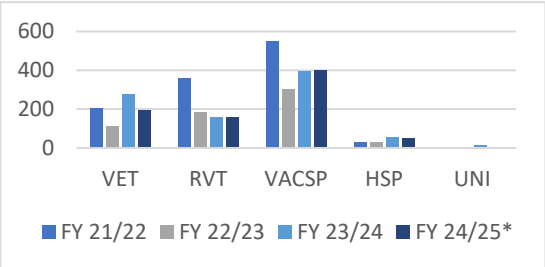
Licenses Issued

	FY 21/22	FY 22/23	FY 23/24	FY 24/25*
VET	870	765	813	321
RVT	706	872	815	430
VACSP	1,633	2,135	1,866	906
HSP	399	459	364	133
UNI	33	33	26	15
Total	3,641	4,264	3,884	1,805



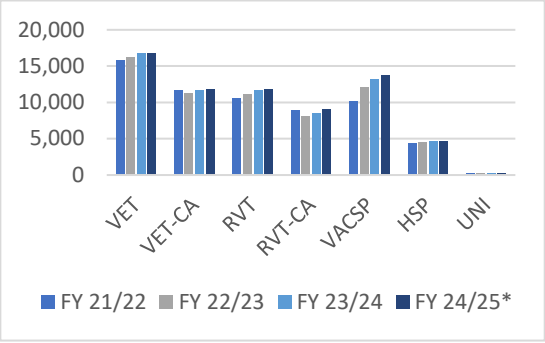
Applications Pending

	FY 21/22	FY 22/23	FY 23/24	FY 24/25*
VET	204	113	273	195
RVT	357	181	159	159
VACSP	547	303	392	398
HSP	30	27	52	51
UNI	0	0	12	3
Total	1,138	624	888	806



Licensee Population**

	FY 21/22	FY 22/23	FY 23/24	FY 24/25*
VET	15,817	16,264	16,711	16,677
VET-CA	11,709	11,277	11,588	11,815
RVT	10,516	11,105	11,687	11,826
RVT-CA	8,934	8,009	8,462	9,045
VACSP	10,124	12,108	13,121	13,706
HSP	4,288	4,446	4,559	4,609
UNI	186	219	247	258
Total***	40,931	44,142	46,325	47,076



*FY 24/25 data is represented as year-to-date as of January 2, 2025.

**Includes current active, current inactive, and expired.

***Excludes CA-only rows

Application Processing Times