



MEMORANDUM

Date	October 1, 2024
To	Veterinary Medical Board (Board)
From	Matt McKinney Deputy Executive Officer
Subject	Agenda Item 26.B. Examination/Licensing Report

EXAMINATION UPDATES

International Council for Veterinary Assessment (ICVA) News

ICVA Board of Directors June Meeting [June 17, 2024](#)

Similar to the January 2024 Board of Directors meeting, Board members received the regular assessment program updates in written form prior to the June meeting. The focus of the June 2024 meeting was on broader strategic discussions of specific initiatives, such as the Communications Skills Task Force, the Progress Test, the DEI-P Task Force, and innovations in ICVA operations.

Dr. Vengrin Presented at Diversity Summit [July 1, 2024](#)

ICVA Senior Director of Assessment and Design Dr. Courtney Vengrin spoke at the May 21-23, 2024 Iverson Bell Midwest Regional Diversity Summit. The presentation gave a “behind the scenes” look at diversity, equity, and inclusion (DEI) initiatives within the ICVA, the recent work of ICVA staff and volunteers with [ReadySet](#), and discussed DEI topics in the arena of standardized examinations.

VEA Research Article Published [July 10, 2024](#)

In June 2024, the article "Basic science knowledge underlies clinical science knowledge and clinical problem solving: evidence from veterinary medicine" was published in Advances in Health Sciences Education. The paper covered research that was done regarding four veterinary colleges that administer the Veterinary Educational Assessment (VEA) and relationships between basic science knowledge, clinical science knowledge, and clinical problem-solving ability.

ICVA Board of Directors (BOD) Changes to Executive Committee [August 5, 2024](#)

The June 27-29 BOD meeting was held in a hybrid format. At this meeting, new officers were elected, with new Chair, Dr. Keith Poulsen, Dr. Helen Tuzio elected to the open Chair-Elect position and Dr. Joe Taboada elected as Secretary-Treasurer.

American Association of Veterinary State Boards (AAVSB) Announcements

The AAVSB Implements VTNE Policy Changes for 2025 [September 17, 2024](#)

The AAVSB recently made important decisions to modify the Veterinary Technician National Examination (VTNE®) policy.

After months of conversations with Member Boards, Program Directors, Allied Organizations, and licensure candidates, the AAVSB identified changes to the VTNE application process and exam windows that will take effect for all 2025 exams and applications.

Several changes to the exam windows, the submission, and the review processes will streamline the VTNE application process for all stakeholders now managed by the AAVSB. AAVSB announced several changes in the exam window, including an increase in the total exam windows annually from three to four. Students in accredited programs will also be able to take the exam during their last semester of coursework based on the discretion of the program they are enrolled in.

The new exam windows are:

- Feb 15 – Apr 15
- May 15 – July 15
- Aug 15 – Oct 15
- Nov 15 – Jan 15

The current exam windows will officially close on December 15, 2024. The application for 2025 exams will open December 15, 2024; the next exam window will open on February 15, 2025.

The changes will streamline information for all candidates, Program Directors, and Member Boards and reduce previous score reporting wait times. As the AAVSB prepares for the VTNE Policy changes for 2025, the website will be updated accordingly.

AAVSB requested any questions be directed to Channing Benson, Exams Program Manager, at cbenson@aavsb.org.

LICENSING UPDATES

Board Applications Received

Comparing Board applications received in Quarter 1 (Q1) Fiscal Year (FY) 23/24 to Q1 FY 24/25, there was a slight increase from 1,141 to 1,158. The breakdown of each license type is as follows:

- Veterinarian applications received increased (114 to 168)

- Registered Veterinary Technician (RVT) applications received decreased (357 to 293)
- Veterinary Assistant Controlled Substance Permits (VACSP) applications received increased (533 to 622)
- Veterinary Premises (HSP) applications received decreased (95 to 65)
- University Veterinarian applications received decreased (12 to 10)

Licenses, Registrations, and Permits Issued

Board licenses, registrations, and permits issued saw an increase from 982 to 1,024 when comparing Q1 FY 23/24 to Q1 FY 24/25. The breakdown of each license type is as follows:

- Veterinarian licenses issued increased (144 to 168)
- RVT registrations issued decreased (250 to 243)
- VACSPs issued increased (436 to 486)
- HSP registrations issued decreased (79 to 71)
- University Veterinarian licenses issued increased (9 to 10)

Applications Pending

Overall, Board pending applications decreased by approximately 33% (900 to 570) comparing Q1 FY 23/24 to FY 24/25. The breakdown of each license type is as follows:

- Veterinarian pending applications decreased (152 to 117)
- RVT pending applications decreased (258 to 118)
- VACSP pending applications decreased (445 to 308)
- HSP pending applications decreased (39 to 18)
- University Veterinarian pending applications increased (6 to 9)

Licensing Population

The Board's license population increased from 44,843 to 46,370 when comparing the license population from Q1 FY 23/24 to Q1 FY 24/25. The breakdown of each license type is as follows:

- Veterinarian licenses increased (16,416 to 16,797)
- RVT registrations increased (11,318 to 11,828)
- VACSPs increased (12,397 to 13,460)
- HSP registrations decreased (4,484 to 4,028)
- University Veterinarian licenses increased (228 to 257)

Servicemembers Civil Relief Act (SCRA) Recognized Licenses, Registrations, and Permits

California implemented recognition of the federal SCRA via [Senate Bill \(SB\) 143](#), which went into effect September 13, 2023. SB 143 requires California to recognize out-of-state licenses, registrations, and permits issued to members of the U.S. Armed Forces

and their spouses for the same license type(s) issued within the state. Since its implementation, the Board has received five applications and recognized one out-of-state veterinarian and one out-of-state RVT.

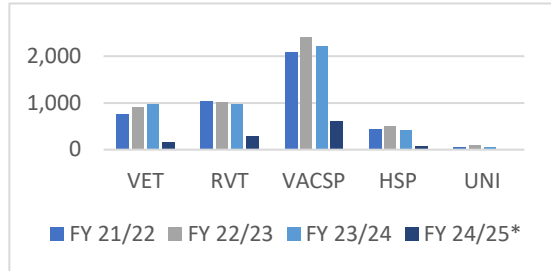
ATTACHMENTS

1. Licensing Statistics

Licensing Statistics

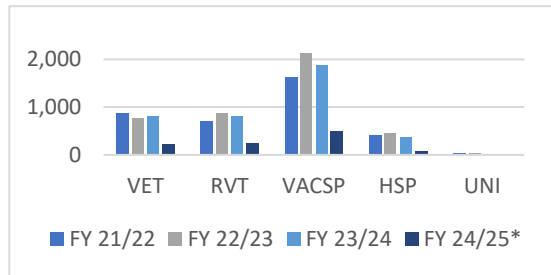
Applications Received

	FY 21/22	FY 22/23	FY 23/24	FY 24/25*
VET	754	903	984	168
RVT	1,045	1,017	968	293
VACSP	2,092	2,418	2,221	622
HSP	444	507	423	65
UNI	56	94	43	10
Total	4,391	4,939	4,639	1,158



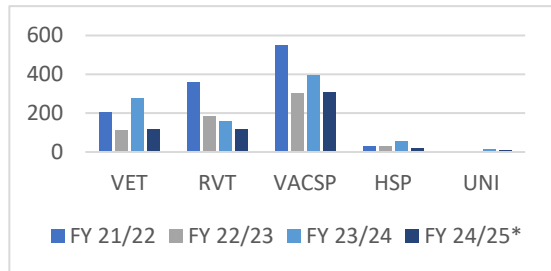
Licenses Issued

	FY 21/22	FY 22/23	FY 23/24	FY 24/25*
VET	870	765	813	214
RVT	706	872	815	243
VACSP	1,633	2,135	1,866	486
HSP	399	459	364	71
UNI	33	33	26	10
Total	3,641	4,264	3,884	1,024



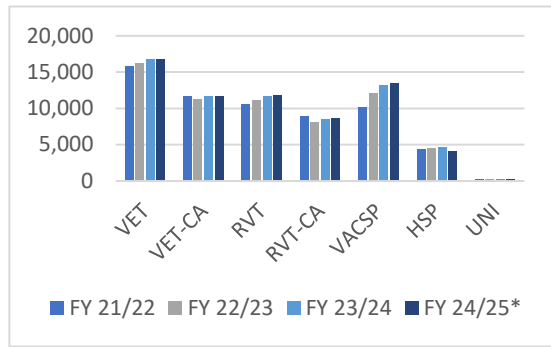
Applications Pending

	FY 21/22	FY 22/23	FY 23/24	FY 24/25*
VET	204	113	273	117
RVT	357	181	159	118
VACSP	547	303	392	308
HSP	30	27	52	18
UNI	0	0	12	9
Total	1,138	624	888	570



Licensee Population**

	FY 21/22	FY 22/23	FY 23/24	FY 24/25*
VET	15,817	16,264	16,711	16,797
VET-CA	11,709	11,277	11,588	11,704
RVT	10,516	11,105	11,687	11,828
RVT-CA	8,934	8,009	8,462	8,611
VACSP	10,124	12,108	13,121	13,460
HSP	4,288	4,446	4,559	4,028
UNI	186	219	247	257
Total**	40,931	44,142	46,325	46,370



*FY 24/25 data is represented as year-to-date as of October 1, 2024.

**Includes current active, current inactive, and expired.

***Excludes CA-only rows

Application Processing Times