



# MEMORANDUM

<b>Date</b>	July 5, 2024
<b>To</b>	Veterinary Medical Board (Board)
<b>From</b>	Matt McKinney Deputy Executive Officer
<b>Subject</b>	<b>Agenda Item 17.B. Examination/Licensing Report</b>

## EXAMINATION UPDATES

### International Council for Veterinary Assessment (ICVA) News

#### ***Assessment Grant Program***

On April 1, 2024, the ICVA announced its [2024 ICVA Assessment Grant Program](#). The ICVA grant program, overseen by the ICVA Academic Veterinary Assessment Committee (AVAC) on behalf of the ICVA Board of Directors, allows up to three (3) grant award opportunities of \$10,000.

The purpose of an ICVA assessment grant is to validate current, discover new, implement, and support best practices in assessment in veterinary medical education. This includes assessment of students, instructors, and programs.

The primary research aims, or questions, must concern educational assessment or measurement issues and does not include technology development, teacher training, and course development.

Faculty from AVMA-accredited veterinary schools were encouraged to apply for educational grants focusing on student assessment and feedback.

#### ***Progress Test Volunteers***

On May 8, 2024, the ICVA announced that it had been developing a new veterinary educational progress test and is entering a new phase for 2024. The ICVA is currently seeking the invaluable expertise of individuals from American Veterinary Medical Association (AVMA) Council on Education (COE)-accredited veterinarian programs to [join as volunteers](#) and play a crucial role in the next steps of the progress test's development. The tasks will include:

- Mapping the North American Veterinary Licensing Examination (NAVLE) and the Veterinary Educational Assessment (VEA) codes to the new Progress Test codes
- Reviewing retired NAVLE and VEA items for possible use in the test.
- Recoding selected content to reflect the progress test blueprint.

- Item revision and possible item writing for content areas requiring additional items to meet the test blueprint requirements.

## **American Association of Veterinary State Boards (AAVSB) Announcements**

### ***North American Veterinary Team Delegation Survey***

On June 19, 2024, the AAVSB released conclusions of the 2023 North American Veterinary Team Delegation Survey. The survey focused on exploring the potential delegation of tasks within veterinary teams under a valid Veterinarian-Client-Patient Relationship (VCPR) and explored the potential introduction of a midlevel veterinary practitioner.

After extensive analysis and discussion, the AAVSB Board of Directors has decided against pursuing the creation of a midlevel veterinary practitioner role at this time. The AAVSB will instead concentrate on identifying opportunities to expand the scope of practice for veterinary technicians. The survey data indicated that veterinary technicians can and should be utilized more extensively to address gaps in veterinary care before a midlevel veterinary practitioner can be considered.

The decision reflects the AAVSB's strategic focus on enhancing the veterinary profession by supporting the functional capacities of RVTs. This will involve exploring the possibility of expanding the pre-existing Model Regulations—Scope of Practice for Veterinary Technicians and Veterinary Technologists to detail the scope of RVTs' practice while also maintaining the critical role that veterinarians play in establishing and maintaining a VCPR, diagnosing, prescribing, and performing surgery. The AAVSB plans to engage in thorough research and dialogue to shape this model document that supports this evolution within the field.

In addition, a white paper was created as a resource for the AAVSB Member Boards.

## **LICENSING UPDATES**

### **Board Applications Received**

Overall, Board applications received saw a decrease of roughly 6% (4,939 to 4,639) when comparing Fiscal Year (FY) 22/23 to FY 23/24. The breakdown of each license type is as follows:

- Veterinarian (VET) applications received increased by 9% (903 to 984)
- Registered Veterinary Technician (RVT) applications received decreased by 5% (1,017 to 968)
- Veterinary Assistant Controlled Substance Permits (VACSP) applications received decreased by 8% (2,418 to 2,221)
- Veterinary Premises (Prem) applications received decreased by 16% (507 to 423)
- University Veterinarian applications received decreased by 54% (94 to 43)

## **Licenses, Registrations, and Permits Issued**

Overall, Board licenses, registrations, and permits issued saw a decrease of roughly 9% (4,264 to 3,884) when comparing FY 22/23 to FY 23/24. The breakdown of each license type is as follows:

- Veterinarian licenses issued increased by 6% (765 to 813)
- RVT registrations issued decreased by 7% (872 to 815)
- VACSPs issued decreased by 13% (2,135 to 1,866)
- Veterinary Premises registrations issued decreased by 21% (459 to 364)
- University Veterinarian licenses issued decreased by 21% (33 to 26)

## **Applications Pending**

Overall, Board pending applications received saw an increase of roughly 42% of applications pending on the last day of the fiscal year (624 to 888) when comparing FY 22/23 to FY 23/24. The breakdown of each license type is as follows:

- Veterinarian pending applications increased by 142% (113 to 273)
- RVT pending applications decreased by 12% (181 to 159)
- VACSP pending applications increased by 29% (303 to 392)
- Veterinary Premises pending applications increased by 92% (27 to 52)
- University Veterinarian pending applications increased (0 to 12)

## **Licensing Population**

Overall, Board's license population saw an increase of roughly 5% (44,142 to 46,325) when comparing FY 22/23 to FY 23/24. The breakdown of each license type is as follows:

- Veterinarian licenses increased by 3% (16,264 to 16,711)
- RVT registrations increased by 5% (11,105 to 11,687)
- VACSPs increased by 8% (12,108 to 13,121)
- Veterinary Premises registrations increased by 3% (4,446 to 4,559)
- University Veterinarian licenses increased by 14% (219 to 247)

## **Servicemembers Civil Relief Act (SCRA) Recognized Licenses, Registrations, and Permits**

California implemented recognition of the federal SCRA via [Senate Bill \(SB\) 143](#), which went into effect September 13, 2023. SB 143 requires California to recognize out-of-state licenses, registrations, and permits issued to members of the U.S. Armed Forces and their spouses for the same license type(s) issued within the state. For FY 23/24, the Board only received and has recognized one (1) out-of-state RVT via the SCRA.

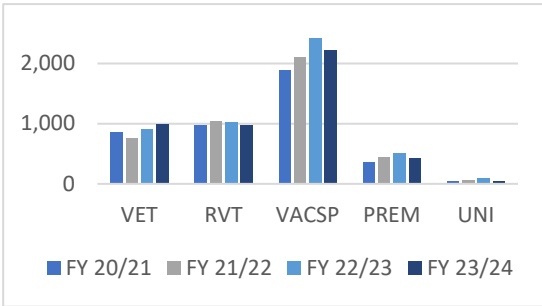
## **ATTACHMENTS**

1. Attachment No. 1: Licensing Statistics

# Licensing Statistics

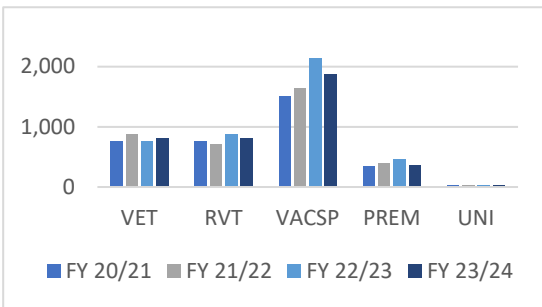
## Applications Received

	FY 20/21	FY 21/22	FY 22/23	FY 23/24
VET	860	754	903	984
RVT	976	1,045	1,017	968
VACSP	1,880	2,092	2,418	2,221
PREM	358	444	507	423
UNI	42	56	94	43
<b>Total</b>	<b>4,116</b>	<b>4,391</b>	<b>4,939</b>	<b>4,639</b>



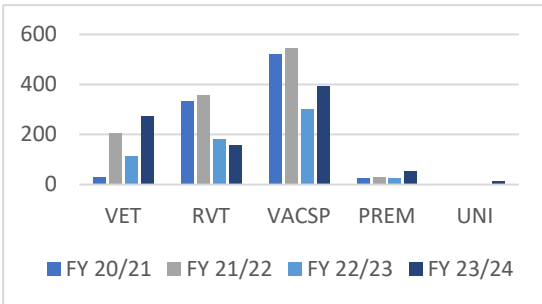
## Licenses Issued

	FY 20/21	FY 21/22	FY 22/23	FY 23/24
VET	756	870	765	813
RVT	748	706	872	815
VACSP	1,508	1,633	2,135	1,866
PREM	345	399	459	364
UNI	23	33	33	26
<b>Total</b>	<b>3,380</b>	<b>3,641</b>	<b>4,264</b>	<b>3,884</b>



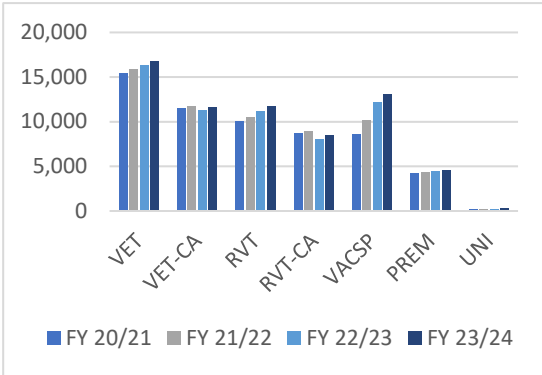
## Applications Pending

	FY 20/21	FY 21/22	FY 22/23	FY 23/24
VET	32	204	113	273
RVT	333	357	181	159
VACSP	520	547	303	392
PREM	26	30	27	52
UNI	2	0	0	12
<b>Total</b>	<b>913</b>	<b>1,138</b>	<b>624</b>	<b>888</b>



## Licsee Population\*

	FY 20/21	FY 21/22	FY 22/23	FY 23/24
VET	15,360	15,817	16,264	16,711
VET-CA	11,503	11,709	11,277	11,588
RVT	10,063	10,516	11,105	11,687
RVT-CA	8,674	8,934	8,009	8,462
VACSP	8,509	10,124	12,108	13,121
PREM	4,204	4,288	4,446	4,559
UNI	154	186	219	247
<b>Total**</b>	<b>38,290</b>	<b>40,931</b>	<b>44,142</b>	<b>46,325</b>



\*Includes current active, current inactive, and expired.

\*\*Excludes CA-only rows

## Application Processing Times