

STEP - BY - STEP USER GUIDE TO RENEW ONLINE

Go to www.breeze.ca.gov and click on the **Click Here to Access BreEZe Online Services** link.

CA.GOV Department of Consumer Affairs BREZE

[About BreEZe](#) [FAQ's](#) [Help Tutorials](#)

[Skip navigation](#)

DCA BreEZe Online Services

Welcome to the California Department of Consumer Affairs (DCA) BreEZe Online Services. BreEZe is DCA's new licensing and enforcement system and a one-stop shop for consumers, licensees and applicants! BreEZe enables consumers to verify the professional license and file a consumer complaint (with or without registering). Licensees and applicants can submit license applications, renew a license and change their address among other services.

- If you were registered with the DCA Online Professional Licensing services before you will need to re-register with BreEZe.
- BreEZe only accepts credit card payments for American Express, Discover, MasterCard, and Visa.
- If you would like to learn more about BreEZe please visit the following links on this website:

[About BreEZe](#)
[Frequently Asked Questions \(FAQ's\)](#)
[Online Help Tutorials](#)

[Click Here to Access BreEZe Online Services](#)

Remember you do not have to register to File a Complaint or Verify a License.

[Back to Top](#) | [Conditions of Use](#) | [Privacy Policy](#) | [Accessibility](#)
Copyright © 2013 State of California

If you have never registered in the new BreEZe system, click on the **BreEZe Registration** link on the right column under **NEW USERS**. (If you have already registered on the BreEZe system, enter your User ID and Password and skip to page 8.)

CA.GOV Department of Consumer Affairs BREZE

[About BreEZe](#) [FAQ's](#) [Help Tutorials](#)

[Skip navigation](#)

[Contact Us](#)

DCA BreEZe Online Services

Welcome to the California Department of Consumer Affairs (DCA) BreEZe Online Services. BreEZe is DCA's new licensing and enforcement system and a one-stop shop for consumers, licensees and applicants! BreEZe enables consumers to verify a professional license and file a consumer complaint. Licensees and applicants can submit license applications, renew a license and change their address among other services.

- If you were registered with the DCA Online Professional Licensing services before, you will need to re-register with BreEZe.
- BreEZe only accepts credit card payments for American Express, Discover, MasterCard, and Visa.

FOR CONSUMERS

Check Licenses and file complaints.

[Verify a LICENSE](#) [File a COMPLAINT](#)

FOR APPLICANTS AND LICENSEES

Applicant and licensing needs are available here.
You will need to **register**, or use your existing user name and password

Returning User

Fields marked with * are required

* User ID:

* Password:

[Forgot Password?](#) [Forgot User ID?](#) [Sign In](#)

New Users

[BreEZe Registration](#)

[Back to Top](#) | [Conditions of Use](#) | [Privacy Policy](#) | [Accessibility](#)
Copyright © 2013 State of California

Complete the required fields (marked with *) and click **Next** button. **Note:** For the User ID, please create a unique login name, which must be at least 8 characters long. The User ID is not case sensitive and should not contain special characters (@,*,#, etc.).

[Skip navigation](#)
[Logon](#) | [Contact Us](#)

User Registration

Please complete the information required below to become a registered BreZE User. You will receive a confirmation email as part of the registration process.

Enter your details and press "Next".

Press "Cancel" to cancel this registration and return to the main menu.

Account Owner Contact Information

- * First Name:
- Middle Name:
- * Last Name:

Account Login

- * Email: (e.g. name@domain.com)
- * Confirm Email:
Note: Please enter a valid email address; this email address will not be sold to solicitors.
- * User ID:

Password Recovery (In case you forget your password, you will be required to answer this question to obtain a new temporary password.)

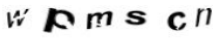
- * Secret Question:
- * Secret Answer:

Communication

Email Communication: ☒ Yes ☐ No

Security Measures (This helps to prevent automated registrations.)

- * Type the characters from the picture below (without spaces):



Click **Save** on the Preview Registration screen.

[Skip navigation](#)
[Logon](#) | [Contact Us](#)




Preview Registration

Press "Save" to save the registration.

Press "Edit" to modify your registration details.

Press "Cancel" to cancel this registration and return to the main menu.

First Name:	Donald
Second Name:	
Last Name:	Duck
Email:	donald.duck@gmail.com
Userid:	donaldduck
Secret Question:	What is your mother's maiden name?
Secret Answer:	Daisy Duck
Email Communication:	Yes

[Back to Top](#) | [Conditions of Use](#) | [Privacy Policy](#) | [Accessibility](#)
 Copyright © 2013 State of California

After saving your user account, look for an email message from no-reply-breeze-online@dca.ca.gov sent to the email account that you entered in your registration for the temporary password (**please also check spam or junk mail folders**)

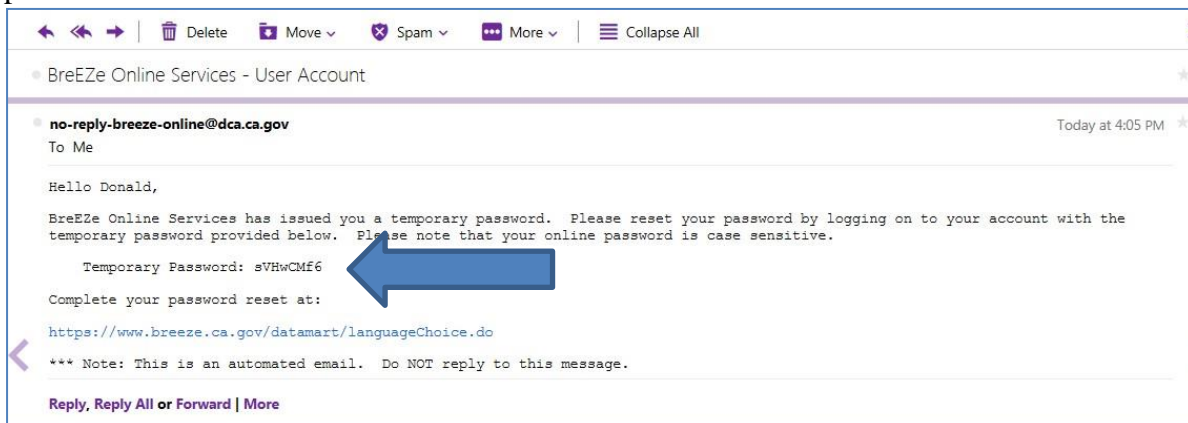
☐

- no-reply-breeze-online@dca.ca.gov

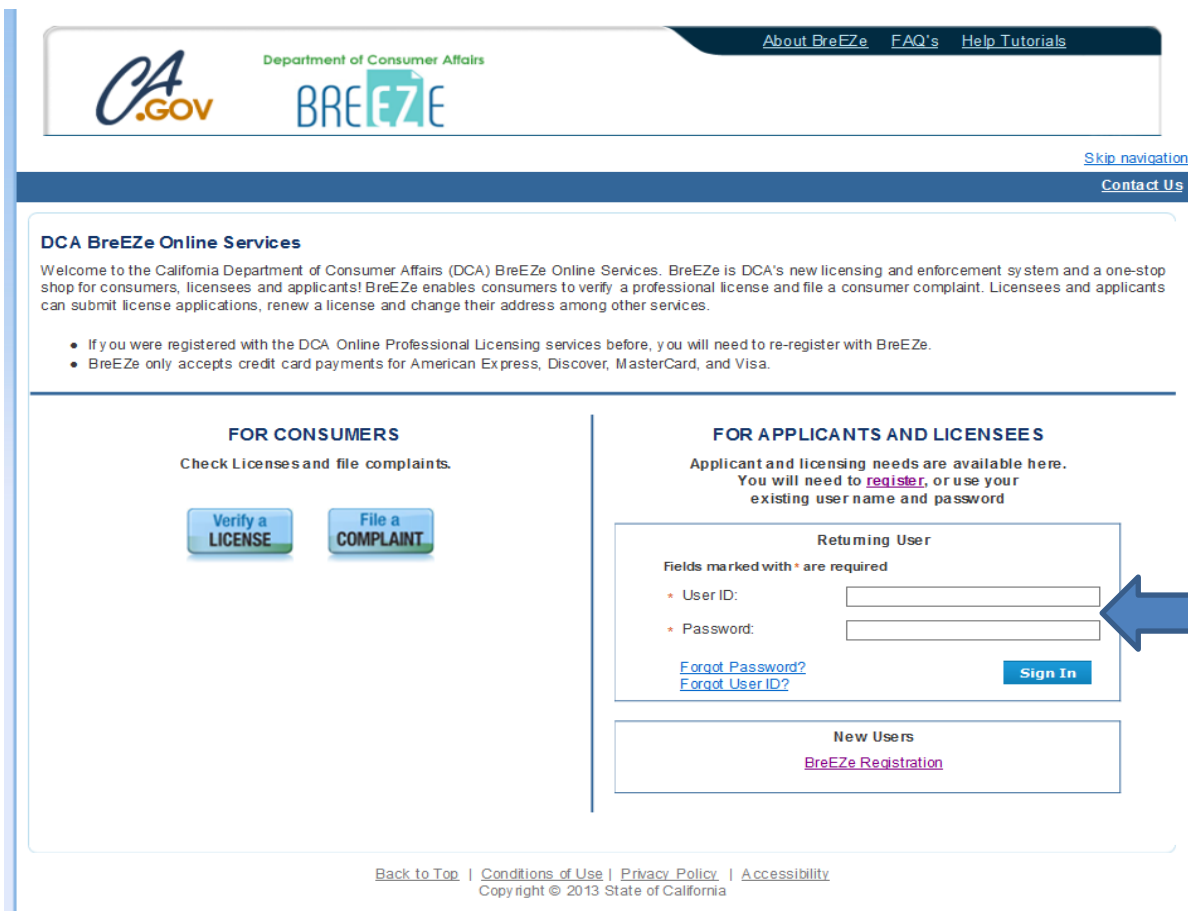
BreZE Online Services - User Account

Hello Donald, BreZE Online Services has issued you a temporary password. Please reset you

Once you receive the email, open it. Write down or print the temporary password. **Note:** Passwords are case sensitive.



Then click on the <https://www.breeze.ca.gov/datamart/languagechoice.do> link within the email, enter the User ID you created, and in the **Password** field, enter the temporary password that was emailed to you.



Enter the **Temporary Password**, click on **New Password**, and enter a new password, which must contain a minimum of 4 characters, one upper case letter, one lower case letter, one number, and one special character (e.g. *, #, etc.). Click on **Confirm Password**, reenter the **New Password**, and click the **Save** button.

CA.GOV Department of Consumer Affairs BREZE

About BreEze FAQ's Help Tutorials

Skip navigation

Logged in as Duck, Donald Update Profile | Logoff | Contact Us

Update Default Registration Information

Enter your new password and press "Save".

Your new password must contain the following:

- a minimum of (4) characters
- must not be the same as your user id
- must not be a variation of your user id
- must contain at least (1) uppercase alphabetic character
- must contain at least (1) lowercase alphabetic character
- must contain at least (1) numeric character
- must contain at least (1) special character

* Temporary Password:

* New Password:

* Confirm Password:

Save

[Back to Top](#) | [Conditions of Use](#) | [Privacy Policy](#) | [Accessibility](#)

At the Add License to Registration Yes or No question, click on the **Yes** button, and then click on the **Next** button.

CA.GOV Department of Consumer Affairs BREZE

About BreEze FAQ's Help Tutorials

Skip navigation

Logged in as Duck, Donald Update Profile | Logoff | Contact Us

Add Licenses To Registration

Welcome to DCA OnlineQuickStart

By answering a few, simple questions, we will help you to get started.

Are you, or have you ever been, professionally licensed or registered with the Department of Consumer Affairs?

☒ Yes [How do I know?](#)

☐ No

Next

[Back to Top](#) | [Conditions of Use](#) | [Privacy Policy](#) | [Accessibility](#)

Copyright © 2013 State of California

1. At the DCA Board/Bureau/Committee field, click on the **drop down arrow** and select “**Veterinary Medical Board.**”
2. At the License/Registration Type field, click on the **drop down arrow** and select “**Registered Veterinary Technician.**”
3. Click the **Next** button.

CA.GOV Department of Consumer Affairs BREZE

About BreEZe FAQs Help Tutorials

Skip navigation

Logged in as Duck, Donald Update Profile | Logoff | Contact Us

Step1: Ever held a license before with DCA?

Step2: Provide Identifying Information

Step3: Confirm Information

Add Licenses To Registration - Select License Type

Welcome to DCA OnlineQuickStart

Identify the License/Registration that you have held, or you have applied for, in the past.

Which board manages your License/Registration type? Selecting the appropriate board will narrow the available items found in the License/Registration drop-down list.

* DCA Board/Bureau/Committee: **Veterinary Medical Board** How do I know?

* License/Registration Type: **Registered Veterinary Technician** How do I know?


Next **Cancel**

[Back to Top](#) | [Conditions of Use](#) | [Privacy Policy](#) | [Accessibility](#)
Copyright © 2013 State of California


Enter your personal information requested (last name, last 4 digits of your Social Security Number or your Individual Tax Identification Number, as applicable, and your date of birth, two digits for the month, two digits for the day, and four digits for the year) and the security characters and click the **Next** button.

If you have trouble reading the security characters, click **Refresh** until you can read them, and then click the **Next** button.

Note: Some users may receive an error message after clicking on the **Next** button. If this occurs, delete the text in the **Last Name** field, and retype your last name and the security characters. Click the **Next** button again.



Department of Consumer Affairs



[About BreEze](#) [FAQ's](#) [Help/Tutorials](#)

[Skip navigation](#)

Logged in as *Duck, Donald*

[Update Profile](#) | [Logoff](#) | [Contact Us](#)

Step1: Ever held a license before with DCA?

Step2: Provide Identifying Information

Step3: Confirm Information

Add Licenses To Registration - Validation

Help us find your records.

Please note that you must have an SSN on file with your licensing Board/Bureau/Committee in order to on-board your license. If you do not have an SSN on file, you will not be able to onboard your license. Please contact your Board/Bureau/Committee for instruction on how to provide your SSN.

Please provide your information in order for the Department of Consumer Affairs to confirm that you do not have a previous record in the BreEze system. A previous record may include: licensee, complainant, witness, etc

- Required Information:

Last Name:

SSN:

Last 4 Digits of SSN

Date Of Birth:

(mm/dd/yyyy)

Security Measures (This helps to prevent automated registrations.)

Type the characters from the picture below (without spaces):

s m n y c

Refresh

Next

Cancel

[Back to Top](#) | [Conditions of Use](#) | [Privacy Policy](#) | [Accessibility](#)

Copyright © 2013 State of California

At the Preview screen, click on **I Confirm this is my license** option and then click the **Next** button.

CA.GOV Department of Consumer Affairs BREZE

About BreZE FAQ's Help/Tutorials

Skip navigation

Logged in as Duck, Donald Update Profile | Logoff | Contact Us

Step1: Ever held a license before with DCA?
Step2: Provide Identifying Information
Step3: Confirm Information

Add Licenses To Registration - Preview

Good News! We have located your information
Please confirm your license/registration/certificate credentials below. If you are a current applicant, you will see the type of license you are currently pursuing listed below.

Entity Number:	6959309
Name:	DUCK, DONALD
license/registration Type	license/registration Number
Registered Veterinary Technician	123456

* Select One:

☐ I confirm this is my license/registration information (read www.dca.ca.gov/webapps/breeze/dec_descript.php)

☐ No this is not my license/registration information

Next Cancel

Back to Top | Conditions of Use | Privacy Policy | Accessibility
Copyright © 2019 State of California

Note: If you hold multiple licenses with the Board, you will only need to do the above process once, as the system will find all licenses associated to you.

CA.GOV Department of Consumer Affairs BREeZE

About BreEZe FAQ's Help/Tutorials

Logged in as Duck, Donald

Update Profile | Logoff | Contact Us

Quick Start Menu
To start, choose an option, and you will return to this Quick Start menu after you have finished.

License Activities
☒ Manage your license information
 Registered Veterinary Technician
 <Choose Application>
Applications
☒ Start a New Application or Take an Exam
 <Choose Board>
 <Choose Application> Select

Additional Activities
☒ Add Authorized Representative Select
☒ License Notification Subscriptions Select

License/Registration Information
 License/Registration Number: 123456
 License/Registration Type: Registered Veterinary Technician

You have successfully linked your online registration to a license(s). Would you like to link your online registration to more license(s)?

Back to Top | Conditions of Use | Privacy Policy | Accessibility
 Copyright © 2019 State of California

After successfully linking your online registration to a license, and you receive the following message, Click the **No** button if you do not have any more licenses to link.

Note: If you cannot link your license to your Breeze USER ID, call the Veterinary Medical Board at 916-515-5220 M-F 8:00 a.m. – 5:00 p.m. PST.

CA.GOV Department of Consumer Affairs BREeZE

About BreEZe FAQ's Help/Tutorials

Logged in as Duck, Donald

Update Profile | Logoff | Contact Us

Quick Start Menu
To start, choose an option, and you will return to this Quick Start menu after you have finished.

License Activities
☒ It is time to Renew!
 Registered Veterinary Technician 123456 Select
☒ Manage your license information
 Registered Veterinary Technician 123456
 <Choose Application> Select

Applications
☒ Start a New Application or Take an Exam
 <Choose Board>
 <Choose Application> Select
☒ View Application Status
 Veterinary Medical Board - Registered Veterinary Technician Renewal Application Status: Pending Details

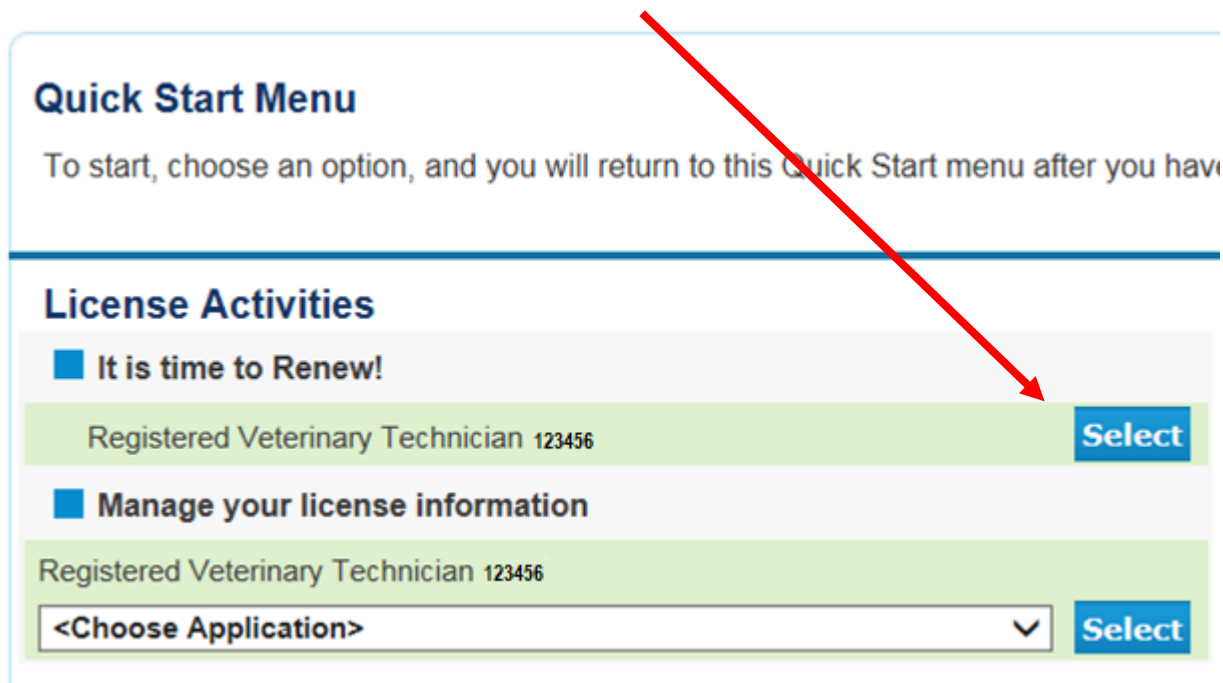
Additional Activities
☒ Add Authorized Representative Select
☒ License Notification Subscriptions Select

License/Registration Information
 License/Registration Number: 123456
 License/Registration Type: Registered Veterinary Technician

Back to Top | Conditions of Use | Privacy Policy | Accessibility
 Copyright © 2019 State of California

The next screen will show your **Quick Start Menu**. This will be your “Home” page every time you log into your BreZE account.

Under **License Activities**, you should see **It is time to Renew!** Click on the blue **Select** box.



Quick Start Menu

To start, choose an option, and you will return to this Quick Start menu after you have

License Activities

☒ **It is time to Renew!**

Registered Veterinary Technician 123456 **Select**

☒ **Manage your license information**

Registered Veterinary Technician 123456

<Choose Application> **Select**

At the Introduction, please read this information and then click on the **Next** button.



CA .GOV Department of Consumer Affairs BREZE

About BreZE FAQ's Help Tutorials

Skip navigation

Logged in as *Duck, Donald* Update Profile | Logout | Contact Us

Introduction

Information Privacy Act

Transaction Suitability Questions

Application Questions

Name and Personal/Organization Details

Contact Details

Renewal Application Questions

File Attachments

Application Summary

Registered Veterinary Technician Renewal Application - Introduction

This Application is for:

- Licensure renewal as a California Registered Veterinary Technician

Required Fees:

- License Renewal Fee: \$160
- Delinquent Fee: \$35* (if applicable)

Press "Next" to continue.

Press "Cancel" to exit this application.

Additional Information:

The Board must receive all required fees prior to renewing any veterinary technician license.

*You are required to pay a delinquent fee if your license is expired more than 30 days after the expiration date in accordance with BPC Section 4901.

Next **Cancel**

[Introduction](#)**Information Privacy Act**[Transaction Suitability Questions](#)[Application Questions](#)[Name and Personal/Organization Details](#)[Contact Details](#)[Renewal Application Questions](#)[File Attachments](#)[Application Summary](#)

Registered Veterinary Technician Renewal Application - Information Privacy Act

Press "Agree" to continue.

Press "Cancel" to exit this application.

Failure to provide any of the requested information will result in the application being deemed deficient. The information provided will be used to determine qualification for examination and licensure, per Section 4841-4842 of the Business and Professions Code which authorizes the collection of this information. Information regarding the issuance or denial of a license by the Board may be transmitted to any other veterinary medical licensing authority. Candidates have the right to review their application subject to the provisions of the Information Practice Act. The Executive Officer is custodian of records.

Your completed application becomes the property of the Board. Information on the application may be transferred to other governmental or law enforcement agencies. Pursuant to the California Public Records Act (Gov. Code §6250 et seq.) and the Information Practices Act (Div. Code §1798.61), the names and addresses of persons possessing a license or registration may be disclosed by the department unless otherwise specifically exempt from disclosure under the law.

The name and address included on this application is subject to public disclosure and may be disclosed upon request. Phone number and e-mail are NOT subject to public disclosure.

Information you provide on this application is maintained by the Executive Officer of the Veterinary Medical Board, 1747 N. Market Blvd., Suite 230, Sacramento, CA 95834, (916) 515-5220. The information is requested pursuant to Business and Professions Code sections 4832-4844 and/or Title 16, California Code of Regulations, Division 20, Article 6.

You have the right to review the records maintained on you by the Board or department unless the records are exempt by section 1798.40 of the Civil Code. You may gain access to the information by contacting the [Veterinary Medical Board](#).

Agree**Cancel**

Please read the information and then click on the **Agree** button to proceed.

Answer the Transaction Suitability Questions and click **Next** to proceed.

If you need to do a name change, STOP!

Please go back to your Quick Start menu and complete the *Registered Veterinarian Technician Name Change Application* located in the drop down menu under *Manage your license information*.


The screenshot shows the BreEZe application interface. At the top, there is a header with the CA.GOV logo, the Department of Consumer Affairs logo, and the BreEZe logo. Navigation links include "About BreEZe", "FAQ's", and "Help Tutorials". A user is logged in as "Duck, Donald". The main content area is titled "Registered Veterinary Technician Renewal Application - Function Suitability". It contains instructions for name changes and military fee waivers. Below the instructions is a table with two questions and their corresponding answer options (Yes/No). At the bottom right, there are "Previous", "Next", and "Cancel" buttons.

Question	Answer
1) Are you requesting a name change?	<input type="radio"/> Yes <input type="radio"/> No
2) Are you requesting a waiver from renewal requirements, including fees, due to being called to active duty as a member of the United States Armed Forces or the California National Guard?	<input type="radio"/> Yes <input type="radio"/> No


Answer the Application Question, then Click the **Next** button.

The screenshot shows the BreEZe application interface. At the top, there is a header with the CA.GOV logo, the Department of Consumer Affairs logo, and the BreEZe logo. Navigation links include "About BreEZe", "FAQ's", and "Help Tutorials". A user is logged in as "Duck, Donald". The main content area is titled "Registered Veterinary Technician Renewal Application - Application Questions". It contains instructions for military service information. Below the instructions is a question: "Have you served, or are you currently serving, in the U.S. Armed Forces?". At the bottom right, there are "Previous", "Next", and "Cancel" buttons.

Verify the information on the screen is correct and click the **Next** button.



Department of Consumer Affairs



[About BreEze](#) [FAQ's](#) [Help/Tutorials](#)

[Skip navigation](#)

Logged in as **Duck, Donald** [Update Profile](#) | [Logoff](#) | [Contact Us](#)

Introduction

Information Privacy Act

Transaction Suitability Questions

Application Questions

Name and Personal/Organization Details

Contact Details

Renewal Application Questions

File Attachments

Application Summary

Registered Veterinary Technician Renewal Application - Name and Personal Details

Please use the *Registered Veterinary Technician Name Change Application* to complete any name changes. You can file your *Registered Veterinary Technician Name Change Application* online.

Please verify that your personal information is accurate.

Press "Previous" to return to the previous screen.

Enter your personal details and Press "Next" to continue.

Press "Cancel" to exit this application.


First Name	DONALD
Middle Name	
Last Name	DUCK
Social Security Number	123456789
Birthdate	04/12/1990 (mm/dd/yyyy)

If any of your information is incorrect, please contact the Board. If all of the information is correct, please click on 'Next' to proceed.


[Previous](#) [Next](#) [Cancel](#)

[Back to Top](#) | [Conditions of Use](#) | [Privacy Policy](#) | [Accessibility](#)
Copyright © 2019 State of California

Contact Detail: If the **Next** button is grey, click on the **Address of Record** link.



Department of Consumer Affairs



[About BreEZe](#) [FAQ's](#) [Help/Tutorials](#)

Logged in as **Duck, Donald** [Skip navigation](#) [Update Profile](#) | [Logoff](#) | [Contact Us](#)

Introduction

Information Privacy Act

Transaction Suitability Questions

Application Questions

Name and Personal/Organization Details

Contact Details

Renewal Application Questions

File Attachments

Application Summary

Veterinarian Renewal Application - Address Detail Summary

Please verify and update your Address of Record. To update your Address of Record (AOR) click on the 'Address of Record' link below.

The Board will send all subsequent correspondence to the address of record. The address of record may be a place of employment or post office box in lieu of a home address.

Please note any future change to your Address of Record must be completed using a *Veterinarian Address Change Application* and within 30 days of any address change.

Press "Previous" to return to the previous section.
Press "Next" when finished adding/changing addresses.
Press "Cancel" to exit this application.


License Specific Addresses

Address of Record	Name	Duck, Donald
	Address	123 University Ave SACRAMENTO , CA SACRAMENTO 95828 US


[Previous](#) [Next](#) [Cancel](#)

[Back to Top](#) | [Conditions of Use](#) | [Privacy Policy](#) | [Accessibility](#)
Copyright © 2019 State of California

Enter the missing information (typically the Country is missing).



Department of Consumer Affairs



[About BreEze](#) [FAQ's](#) [Help/Tutorials](#)

[Skip navigation](#)

Logged in as *Duck, Donald* [Update Profile](#) | [Logoff](#) | [Contact Us](#)

Introduction

Information Privacy Act

Transaction Suitability Questions

Application Questions

Name and Personal/Organization Details

Contact Details

Renewal Application Questions

File Attachments

Application Summary

Registered Veterinary Technician Renewal Application - Maintain Contact Details

Address Line 1 - Business Name or Street Address (Street Number, Name, and Suite/Apt Number)
Address Line 2 - Street Address (Street Number, Name, and Suite/Apt Number)

The Board will send all correspondence to your Address of Record.

The address of record may be a place of employment or post office box in lieu of a home address. If your Address of Record is a business, the Board recommends you include the business name as the Post Office will not deliver Board mail to a business without a business name.

Edit the data and press "Done" to save your changes.

Press "Cancel" if you do not want to save your changes.

Address of Record

* Address Line 1123 University Ave

Address Line 2

Address Line 3

* CitySACRAMENTO

* StateCalifornia

* Zip Code95828

CountySACRAMENTO

CountryUnited States

Phone Number


Extension

Email


Done

Cancel

Now the **Next** button should be blue and is available for selection. Click the **Next** button to continue.



Department of Consumer Affairs



[About BreEZe](#) [FAQ's](#) [Help/Tutorials](#)

Logged in as **Duck, Donald** [Skip navigation](#) [Update Profile](#) | [Logoff](#) | [Contact Us](#)

Introduction

Information Privacy Act

Transaction Suitability Questions

Application Questions

Name and Personal/Organization Details

Contact Details

Renewal Application Questions

File Attachments

Application Summary

Registered Veterinary Technician Renewal Application - Address Detail Summary

Please verify and update your Address of Record. To update your Address of Record click on the 'Address of Record' link below.

The Board will send all subsequent correspondence to the address of record. The address of record may be a place of employment or post office box in lieu of a home address.

Please note any future change to your Address of Record must be completed using a *Registered Veterinary Technician Address Change Application* and within 30 days of any address change.

Press "Previous" to return to the previous section.

Press "Next" when finished adding/changing addresses.

Press "Cancel" to exit this application.

License Specific Addresses


<u>Address of Record</u>	Name	DUCK, DONALD
	Address	123 University Ave SACRAMENTO , CA SACRAMENTO 95828 US

Please note, the 'Address of Record' will be disclosed to the public.


[Previous](#) [Next](#) [Cancel](#)

[Back to Top](#) | [Conditions of Use](#) | [Privacy Policy](#) | [Accessibility](#)
Copyright © 2019 State of California

Read and answer ALL the renewal questions carefully and click the **Next** button.



Department of Consumer Affairs



[About BreZE](#) [FAQ's](#) [Help Tutorials](#)

[Skip navigation](#)

Logged in as *Duck, Donald* [Update Profile](#) | [Logoff](#) | [Contact Us](#)

Introduction

Information Privacy Act

Transaction Suitability Questions

Application Questions

Name and Personal/Organization Details

Contact Details

Renewal Application Questions

File Attachments

Application Summary

Registered Veterinary Technician Renewal Application - Renewal Application Questions - Information

Press "Previous" to return to the previous section.
Enter appropriate details and press "Next" to continue.
Press "Cancel" to exit this application.

*

Have you completed 20 hours of approved Continuing Education within the last two years OR are you an initial licensee renewing for the first time? (Please note: if you select 'No' your license will be renewed as Inactive)

☐ Yes ☐ No

*

Since you last renewed your license, have you been convicted or pled nolo contendere to a felony or misdemeanor, other than a minor traffic violation, or had any disciplinary action taken against you by any licensing/regulatory agency in this or any other state?

☐ Yes ☐ No

Note: You must include all misdemeanor and felony convictions, including those which have been set aside, expunged, purged and/or dismissed under Penal Code Section 1000, 1203.4 or 1210.1. Traffic violations involving driving under the influence, injury to persons or providing false information must be reported. The definition of conviction includes convictions following a plea of nolo contendere (no contest) as well as pleas or verdicts of guilty.

Previous



Next

Cancel

[Back to Top](#) | [Conditions of Use](#) | [Privacy Policy](#) | [Accessibility](#)

Copyright © 2019 State of California

If you have no attachments to submit with your renewal, click the **Next** button.



About BreZEFAQ'sHelp/Tutorials

Skip navigation

Logged in as Duck, DonaldUpdate Profile | Logoff | Contact Us

Introduction

Information Privacy Act

Transaction Suitability Questions

Application Questions

Name and Personal/Organization Details

Contact Details

Renewal Application Questions

File Attachments

Application Summary

Registered Veterinary Technician Renewal Application - Attachments

The following documents may be attached to your application:

- Proof of 20 hours completed Continuing Education (only if renewing 'Inactive' to 'Active')
- Completed *Request for Live Scan Service* form (if subject to CCR 2010.05 Fingerprint Disclosure Requirements. **Please reference your Renewal Notice to see if you are required to supply electronic fingerprints**)

Applications cannot be processed until all required documents are received.

Locate a file with the "Browse" button and press "Attach" or "Remove" as required.

Press "Next" when there are no more files to attach.

Press "Previous" to return to the previous screen.

Press "Cancel" to exit this application.

File Name:

Browse...

Notes:

NOTE - ONCE YOU HAVE BROWSED AND SELECTED THE DOCUMENT(S) TO ATTACH, MAKE SURE TO PRESS 'ATTACH' TO ENSURE THE DOCUMENT(S) HAVE BEEN ATTACHED TO YOUR APPLICATION.

The Application Summary should show any attached document(s), if not, please attempt to attach the document(s) again.

AttachPreviousNextCancel

Back to Top | Conditions of Use | Privacy Policy | Accessibility

Copyright © 2019 State of California

At the **Application Summary**, please review the information. If the information is correct, scroll down and click **Proceed to Payment**. If information needs to be changed, click the **Previous** button to return to previous screens and make corrections.



Department of Consumer Affairs



[About BreEze](#)
[FAQ's](#)
[Help/Tutorials](#)

Logged in as *Duck, Donald*

[Skip navigation](#)
[Update Profile](#)
[Logoff](#)
[Contact Us](#)

- Introduction
- Information Privacy Act
- Transaction Suitability Questions
- Application Questions
- Name and Personal/Organization Details
- Contact Details
- Renewal Application Questions
- File Attachments
- Application Summary

Registered Veterinary Technician Renewal Application - Application Summary

Press "Previous" to the return to the previous section.
Review the data and press "Proceed to Payment" to submit this application.
Press "Cancel" to exit this application.

Registered Veterinary Technician Renewal Application Summary		
License Type	Registered Veterinary Technician	
File Number	20002914	
License Number	123456	
Application Number	6713623	
Application Date	05/23/2019 (mm/dd/yyyy)	

Application Questions

Have you served, or are you currently serving, in the U.S. Armed Forces? **No**

Personal Details

First Name	DONALD
Middle Name	
Last Name	DUCK
Social Security Number	123456789
Birthdate	04/12/1990



Addresses

License Specific Addresses

Address of Record	Name	DUCK, DONALD
	Address	123 University Ave SACRAMENTO , CA SACRAMENTO 95828 US

Attestation - Read and click **YES** and click **Proceed to Payment**.

Note: If you click NO, you will not be able to proceed to payment.



About BreZEFAQ'sHelp/Tutorials

Logged in as *Duck, Donald*

Update Profile | Logoff | Contact Us

Introduction

Information Privacy Act

Transaction Suitability Questions

Application Questions

Name and Personal/Organization Details

Contact Details

Renewal Application Questions

File Attachments

Application Summary

Registered Veterinary Technician Renewal Application - Attestation

Press "Previous" to return to the previous section.
Answer "Yes" or "No" to the Attestation and press "Proceed to Payment" to continue.
Press "Cancel" to exit this application.

I certify, under penalty of perjury under the laws of the State of California, that all information provided in connection with this application is true, correct, and complete. Providing false information or omitting required information is grounds for denial of licensure or revocation of licensure in California.

☐ Yes

☐ No

Previous

Proceed to Payment

Cancel

Back to Top | Conditions of Use | Privacy Policy | Accessibility

Copyright © 2019 State of California

Fee and Summary Report

Click **Pay Now** to complete your renewal or click **Add to Cart** to pay later.



[Skip navigation](#)

Logged in as *Duck, Donald*

[Update Profile](#) | [Logoff](#) | [Contact Us](#)

Fee and Summary Report

Please be aware that if you have overdue citations or fines, your application will be delayed in processing until you have paid the past due fine amount. To avoid delays for this reason, pay your citation or fines online now.


If your license is renewed after its expiration, you are subject to a delinquency penalty.

Your application data has been submitted. Click on "View PDF Summary Report" and print this report for your records.

You are required to pay the amount below for your application to be processed.

Press "Pay Now" to proceed to the fee payment page.

Press "Add to Cart" to Add to Shopping Cart and return to the main menu.



Fees	
RVT Renewal Fee :	\$160.00
Total Amount Due:	\$160.00
License Renewal Fee is not refundable once your license is renewed. To verify whether your license has been renewed review your BreEZe Quick Start Menu- License - Registration Information.	
<div>Pay Now Add to Cart View PDF Summary Report</div> <div></div>	

[Back to Top](#) | [Conditions of Use](#) | [Privacy Policy](#) | [Accessibility](#)
Copyright © 2019 State of California

The next screen will ask which type of credit card you wish to use.

Select the credit card you will use for payment of your renewal fees and click **Next**.

Please Note: Only credit card payments are accepted online. If you have a different payment method, please contact the Board.



Department of Consumer Affairs

About BreEZe | FAQ's | Help/Tutorials

Logged in as Duck, Donald

Update Profile | Logoff | Contact Us

Online Application Payment

Optionally, reduce payment amount where allowed by deselecting the checkboxes below.
Press "Show Fee Details" to show a breakdown of the fee amounts.
Press "Cancel" to cancel the payment.

Application Number	Description	License Number	License Type	Applicant Name	Fee
6713623	Registered Veterinary Technician Renewal Application	123456	Registered Veterinary Technician	DUCK, DONALD	\$160.00 <input checked="" type="checkbox"/>



Payment Method
☐ Visa
☐ MasterCard
☐ Discover
☐ American Express

Next | Show Fee Details | Cancel

Back to Top | Conditions of Use | Privacy Policy | Accessibility
Copyright © 2019 State of California

Confirm Payment Details Screen

Verify fees and credit card type, then Click **Next** to continue to payment screen.



Department of Consumer Affairs

About BreEZe | FAQ's | Help/Tutorials

Logged in as Duck, Donald

Update Profile | Logoff | Contact Us

Confirm Payment Details

PLEASE NOTE: When entering your credit card number on the following screen, please DO NOT include spaces, dashes, or hypens. This action will cause an error, and you will then need to log back into the Online Application Payment portion of the application process.
Please review the information below and make sure everything is correct. Then, press "Next" to pay for the selected application(s).
Press "Cancel" if you do not wish to continue with the payment.

Application Number	Description	Applicant Name	Fee
6713623	Registered Veterinary Technician Renewal Application	DUCK, DONALD	\$160.00
Total			\$160.00

Payment Method: Visa

Next | Cancel



Back to Top | Conditions of Use | Privacy Policy | Accessibility
Copyright © 2019 State of California

Enter your Credit Card details, and then click **Process**.

Note: -DO NOT put spaces or dashes in Credit Card number

-Expiration date is entered as MMY (no slashes in between)

-CVV2 are the 3 numbers on the back of Visa and MasterCard or the 4 numbers on the front of American Express cards.



Department of Consumer Affairs

The California Department of Consumer Affairs

SALE

Order Section

Credit Card Number: *

Expiration Date(MMY): *

Amount: *

CVV2: *

Description:

Invoice Number:

Billing Address

First Name:

Last Name:

Address 1:

Address 2:

City:

State/Province:

Postal Code:

Phone:

Email Address:

If you need help regarding a payment, please contact your Board or Bureau by returning to the Quick Start Menu and clicking on the Contact Us link.

After you click **Process**, you will receive a **Successful Payment** screen.

You will have the option to print a PDF receipt for your records.

The screenshot displays the CA.gov BREZE portal interface. At the top, the header includes the CA.gov logo, the Department of Consumer Affairs, and the BREZE logo. Navigation links for "About BreZE", "FAQ's", and "Help/Tutorials" are present. A user is logged in as "Duck, Donald", with links for "Update Profile", "Logoff", and "Contact Us".

The main content area features a "Quick Start Menu" with instructions: "To start, choose an option, and you will return to this Quick Start menu after you have finished." Below this, there are three main sections:

- License Activities:** Includes a link to "Manage your license information". Below this, it shows the user's current status as "Registered Veterinary Technician 123456" and a dropdown menu for "<Choose Application>" with a "Select" button.
- Applications:** Includes a link to "Start a New Application or Take an Exam". Below this, there are two dropdown menus for "<Choose Board>" and "<Choose Application>" with a "Select" button.
- Additional Activities:** Includes links for "Payment Receipts (1)", "Add Authorized Representative", and "License Notification Subscriptions", each with a "Select" button.



A blue arrow points from the "Show Details" button in the top right corner to the user profile dropdown menu, which displays the following information:

License/Registration Number:	123456
License/Registration Type	Registered Veterinary Technician

At the bottom of the page, there are links for "Back to Top", "Conditions of Use", "Privacy Policy", and "Accessibility", along with the copyright notice "Copyright © 2019 State of California".

You should automatically return to your Quick Start Menu. Please click **Show Details** to verify your new expiration date.

NOTE: If you do not see a new expiration date associated with your license, please call the Veterinary Medical Board at 916-515-5220, Monday-Friday 8am-5pm (excluding holidays).



Department of Consumer Affairs

[About BreZe](#) [FAQ's](#) [Help/Tutorials](#)

Logged in as *Duck, Donald* [Update Profile](#) | [Logoff](#) | [Contact Us](#)

Quick Start Menu

To start, choose an option, and you will return to this Quick Start menu after you have finished.

License Activities

[Manage your license information](#)

Registered Veterinary Technician 123456

[Select](#)

Applications

[Start a New Application or Take an Exam](#)

[Select](#)

Additional Activities

[Payment Receipts \(1\)](#)

[Add Authorized Representative](#)

[License Notification Summary](#)

License/Registration Information

[Hide Details](#)

License/Registration Number:	123456
License/Registration Type:	Registered Veterinary Technician
License/Registration Status:	Current
License/Registration Expiration:	04/30/2021
Address:	
Residence Phone:	

[More Info](#)

[Back to Top](#) | [Conditions of Use](#) | [Privacy Policy](#) | [Accessibility](#)
Copyright © 2019 State of California